


# LK Pipe Decoiler Universal

LK Pipe Decoiler is an aid to simplify pipe laying. The decoiler is intended to be used for coil sizes up to 600 meters.




The Pipe Decoiler includes:

1. Reel, 1 pcs
2. Stand, 1 pcs
3. Pipe stop, 3 pcs
4. Centre pipes, 3 pcs
5. Pin, 1 pcs

Assemble the decoiler according to the instructions below:

1. Place the stand on the ground.


*Tips!* The stand can be nailed to a pallet or similar for added stability.




2. Mount the reel on the stand.




3. Lift up the arms on the reel so the centre of the reel can rest on the guide plate when locked.



The arms on the reel should be fixed to the guide plate on the foot of the decoiler. When all three arms are straight out unaided then the reel is correctly assembled.



4. Mount the pin.



5. Mount the centre pipes by unscrewing the hand wheels and fixing the centre pipes in their holes using the hand wheel screws.



6. Adjust the centre pipes to fit the internal diameter of the coil being used. Then mount the pipe stopper.

